



**KHSAA TITLE IX
ANNUAL REPORT SUBMISSION
STATUS REPORT
2007-2008**

KHSAA
Form T65
Revised 3/08

TO: KHSAA Member School Superintendents, Principals, and Athletic Directors

FROM: Brigid L. DeVries, Commissioner
Larry Boucher, Assistant Commissioner

DATE: April 18, 2008

School	Fort Campbell High School	Reviewed by	Gary W. Lawson
--------	---------------------------	-------------	----------------

The following is a status report regarding the required 2007 - 2008 Title IX Annual Report submission of forms due into the KHSAA office by April 15, 2008. Appropriate KHSAA Audit Team personnel have reviewed these forms and the following is a summary of this review.

I. Checklist of Forms properly submitted in a satisfactory manner:

X	GE 19 (Annual Verification)	X	T-35 (Budget Expenses)
X	T-1 (Summary Program Chart 1)	X	T-36 (Budget Expenses)
X	T-2 (Summary Program Chart 2)	X	T-41 (Checklist - Overall Interscholastic Program)
X	T-3 (Summary Program Chart 3)	X	T-60 (Corrective Action Plan)
X	T-4 (Summary Program Chart 4)	X	T-63 (Interscholastic Survey Results)

II. Status

A.	X	2007 - 2008 Forms are satisfactory and no further information or action is necessary at this time.
B.		Errors have been noted with respect to the following forms:
C.		The following forms were omitted and must be submitted by school representatives:
D.	X	<p>According to the 2007-2008 data, the school appears to be meeting the standards established in:</p> <p><input type="checkbox"/> Test 1 (Athletic participation is proportionate to enrollment)</p> <p><input type="checkbox"/> Test 2 (History and continuing practice of program expansion)</p> <p><input checked="" type="checkbox"/> Test 3 (Full and effective accommodation of interests and abilities)</p>
E.	X	<p>Other Recommendation and Comments:</p> <p>In the benefits area, athletic spending per participant appears to be within acceptable parameters. The current Corrective Action Plan seems to be comprehensive and appropriate for current needs.</p>



**KENTUCKY HIGH SCHOOL ATHLETIC ASSOCIATION
2007-2008 ANNUAL VERIFICATION OF TITLE IX PROCEDURES**

KHSAA Form GE19
Rev.12/07

(To be submitted by April 15, 2008 along with other required forms)

The Fort Campbell High School, Fort Campbell, Kentucky
(Name of High School) (City)

certifies to the Kentucky High School Athletic Association that the following is an accurate and true representation of the facts surrounding compliance with 20 U.S.C. Sections 1681-1688, et. Seq. (also known as Title IX)

I certify the following provisions in accordance with records at the school contained in the permanent Title IX file, at least one copy of which must be maintained in the Principal's office, and to the best of my knowledge have completed the following tasks.

Established a gender equity committee at the high school. (list committee personnel and provide attachment if necessary)

Name	Address	Phone	Title
(Supt., Principal, Student, Parent, Coach, Etc.)			
Rhonda Welliever	1101 Bastogne Ave Fort Campbell KY 42223	931-431-5056	Athletic Director
Martha Speake	1101 Bastogne Ave Fort Campbell KY 42223	931-431-5056	Guidance Counselor
Dave Witte	1101 Bastogne Ave Fort Campbell KY 42223	931-431-5056	Principal
Chuck Burgett	1101 Bastogne Ave Fort Campbell KY 42223	931-431-5056	Head girls soccer coach
Michele Bosch	1101 Bastogne Ave Fort Campbell KY 42223	931-431-5056	Head Softball Coach
Annabell Garcia	1730 Alaska Ave. Fort Campbell KY 42223	931-431-5056	Student Athlete
Raquan Durrante	1933 Whirlway Circle Fort Campbell KY 42223	931-802-2955	Student Athlete
LeAnne Wintrich	1730 Alaska Ave. Fort Campbell KY 42223	931-431-5056	Student Athlete
Shawn Berner	1101 Bastogne Ave Fort Campbell KY 42223	931-431-5056	Head football coach
Nate Moore	1101 Bastogne Ave Fort Campbell KY 42223	931-431-5056	Head Track coach/Ass't football coach

Scheduled a minimum of three meetings during the 2007-2008 school year on the following dates:

September 5, 2007
February 6, 2008
April 9, 2008

Designated the following person(s) as the Title IX coordinator for the school:

Name	Title	Address	Phone
Rhonda Welliever	Athletic Director	1101 Bastogne Ave FC KY	931-431-5056

Designated the following person(s) as the Title IX coordinator for the district:

Name	Title	Address	Phone
Rhonda Welliever	Athletic Director	1101 Bastogne Ave FC KY	931-431-5056

School personnel are continuing to make periodic reviews of the boys' and girls' athletics program reflected in the Corrective Action Plan.

In addition to the above information, the above referenced school maintains a complete permanent file relative to Title IX records including copies of the self-assessment audit, all corrective action plans, and other related materials.

Principal's Signature

Superintendent Signature

7 April 2008
Date

School Board Chairpersons' Signature

**2007-2008
ACCOMMODATION OF INTERESTS AND ABILITIES
SUMMARY PROGRAM CHART 1**

KHSAA
Form T1
Rev. 12/07

Participation Opportunities Test One

		(Column 1)	(Column 2)	(Column 3)	(Column 4)
	Program	Enrollment	Percentage of Total Enrollment	Number of Interscholastic Participants (double and triple count)	Percentage of Total Participation
Row 1	GIRLS	312	51%	204	42%
Row 2	BOYS	300	49%	286	58%
Row 3	Totals	612	100%	490	100%

Instructions:

*Number of 8th grade students & below used in Column 3 and Column 4 calculations if applicable: 73

- Determine the total number of girls enrolled, (place in Row 1, Column 1). Determine the total number of boys enrolled, (place in Row 2, Column 1).
- Add the total number of girls and boys enrolled to determine total enrollment, (place in Row 3, Column 1).
- Calculate the percentage of total enrollment that is female. (Divide Row 1, Column 1 by Row 3, Column 1 and place in Row 1, Column 2.) Calculate the percentage of total enrollment that is male. (Divide Row 2, Column 1 by Row 3, Column 1 and place in Row 2, Column 2.) Note: Row 1, Column 2 plus Row 2, Column 2 should total 100%.
- Ask the head coaches to review the most updated eligibility or squad lists for their teams. Ask coaches to confirm the names of those individuals who are on the team as of the first date of regular season competition, and cross out the names of those who were cut from the team or quit the team prior to the first regular season competitive event. Determine the total number of interscholastic athletics participants that are girls, (and place in Row 1, Column 3). In order to determine the total number of athletics participants, an individual should be counted each time he or she participates on a team. For example, if Jane Doe competes on the varsity volleyball team, the junior varsity volleyball team, the junior varsity basketball team, and the varsity softball team, she should be counted as four participants (do not include club or intramural sports participants, cheerleaders, dance teams, or pom squads). Calculate the same way for boys and girls. * In addition, should 8th grade students and below play on a Freshman, Junior Varsity, or Varsity team, they should also be counted for each team and sport on which they participate. If applicable, please asterisk the above notation as to how many 8th grade students & below are included in the totals.
Using the same procedure, determine the total number of interscholastic athletic participants that are boys, (and place in Row 2, Column 3). Add Row 1, Column 3 plus Row 2, Column 3 to get total participants and place in Row 3, Column 3.
- Calculate the percentage of female participation. (Row 1, Column 3 divided by Row 3, Column 3 and place in Row 1, Column 4.) Calculate the percentage of male participation. (Row 2, Column 3 divided by Row 3, Column 3 and place in Row 2, Column 4.) Note: Row 1, Column 4 plus Row 2, Column 4 should total 100%.

Note: While being within three percent is not a formal compliance standard; if the percent listed in Row 1, Column 4 is within 3% of Row 1, Column 2, then it provides a good target within which compliance is likely.

Principal's Signature: _____

Date: 4/7/08

**2007-2008
ACCOMMODATION OF INTERESTS AND ABILITIES
SUMMARY PROGRAM CHART 2**

KHSAA
Form T2
Rev. 12/07

Participation Opportunities Test Two

			Column 1	Column 2	Column 3	Column 4	Column 5
Program			Number of Teams Currently Offered	Number of Participants	Number of Teams Added Since the beginning of the 2003-2004 School Year	Current Number of Participants for each team added Since the beginning of the 2003-2004 School Year	Percent of Total Participation By Sex Added Since the beginning of the 2003-2004 School Year
GIRLS	Row 1	varsity:	7	143			
	Row 2	j.v.:	4	47			
	Row 3	frosh:	1	14	1		
	Row 4	total:	12	204	1	14	7%
BOYS	Row 5	varsity:	8	192			
	Row 6	j.v.:	4	71			
	Row 7	frosh:	1	23			
	Row 8	total:	13	286			

- 1) For Column 1, list the number of interscholastic teams offered for girls and boys at each competitive level (varsity, junior varsity, and freshman). For girls, total each of the entries in Rows 1, 2, and 3 into Row 4. For boys, total Rows 5, 6, and 7 into Row 8.
- 2) For Column 2, list the number of participants at each level. For girls, total each of the entries in Rows 1, 2, and 3 into Row 4. For boys, total Rows 5, 6, and 7 into Row 8. **Note:** The totals in Row 4 for girls and in Row 8 for boys must be the same as the totals in Form T-1, Column 3, Rows 1 and 2 respectively.
- 3) For Column 3, list the number of interscholastic teams that have been added in the last five years at each competitive level. Count each team added during the 5 year period only one time. e.g. Girl's junior varsity soccer was added 3 years ago, count the team only once, not 3 times. For girls, total the entries in Rows 1, 2, and 3 into Row 4. For boys, total Rows 5, 6, and 7 into Row 8.
- 4) For Column 4, list the number of participants that are **currently** on each level of the teams that were added in the last five years. If a team was added previously but no longer exists, there are no current participants to be added for that team. For girls, total the entries in Rows 1, 2, and 3 into Row 4. For boys, total Rows 5, 6, and 7 into Row 8.
- 5) For Column 5, calculate the percentage of participants that have been added in the last five years. For girls, take the number in Column 4, Row 4 and divide by the number in Column 2, Row 4. For boys, take the number in Column 4, Row 8 and divide it by the number in Column 2, Row 8.

Note: If the percentage of current participants added in the last five years is 25% or greater, compliance with Test Two may be possible. If less than 25%, then compliance with Test Three should be analyzed. **CAUTION:** 25% is not a formal compliance standard.

Principal's Signature: 

Date: 4/7/08

2007-2008
ACCOMMODATION OF INTERESTS AND ABILITIES
SUMMARY PROGRAM CHART 3


KHSAA
 Form T3
 Rev. 12/07

Participation Opportunities Test Three

FOR ANY QUESTION ANSWERED "YES" IDENTIFY THE RESPECTIVE SPORT(S).

	GIRLS (Yes / No)		BOYS (Yes / No)
1. For a sport <u>not</u> currently offered in your interscholastic athletics program, is there sufficient interest to form a viable interscholastic team based on participation on an intramural team.	NO		NO
2 For a sport <u>not</u> currently offered, is there sufficient interest, based on the responses to your most recent Student Interest Survey, to form a viable interscholastic team for a sport not currently offered. If yes, what sport?	NO		NO
3. For a sport currently offered at the junior varsity or freshman level is there sufficient interest, based on your most recent Student Interest Survey, to form a varsity team not currently offered?	NO		NO
4. For a sport currently offered at the varsity level only, is there sufficient interest, based on your most recent Student Interest Survey, to form a viable team for a junior varsity or freshman team that is not currently offered?	NO		NO
5. If you answered YES to question (1), (2), (3), or (4), are there enough high schools in the geographic area offering the sport (at the appropriate level) to allow for the development of a reasonable schedule of competition?	NO		NO

Plans to Address Interest:

Principal's Signature:  Date: 4/7/08

2007-2008
ACCOMODATION OF INTERESTS AND ABILITIES
SUMMARY PROGRAM CHART 4

Levels of Competition Test One

		Column 1	Column 2	Column 3
Girls	Team Levels	Number of Teams Currently Offered	Number of Participants	Percentage of Participants at Each Level
Row 1	varsity:	7	143	70%
Row 2	j.v.:	4	47	23%
Row 3	frosh:	1	14	7%
Row 4	total:		204	100%
Boys				
Row 5	varsity:	8	192	67%
Row 6	j.v.:	4	71	25%
Row 7	frosh:	1	23	8%
Row 8	total:		286	100%

- 1) Column 1, list the number of interscholastic teams offered for girls and boys at each competitive level; varsity, junior varsity, and freshman. (Refer to Form T-2, Accommodation of Interests and Abilities, Summary Program Chart 2, Column 1.)
- 2) For Column 2, list the number of participants at each level. For girls, total the entries in Rows 1, 2, and 3 into Row 4. For boys, total the entries in Rows 5, 6, and 7 into Row 8. (Refer to Form T-2, Accommodation of Interests and Abilities, Summary Program Chart 2, Column 2.)
- 3) For Column 3, calculate the percentage of female and male participants at each level.
 - For girls' varsity, junior varsity, and frosh, respectively:
 - Divide Column 2, Row 1 by Column 2, Row 4, and place the percentage in Column 3, Row 1
 - Divide Column 2, Row 2 by Column 2, Row 4, and place the percentage in Column 3, Row 2.
 - Divide Column 2, Row 3 by Column 2, Row 4, and place the percentage in Column 3, Row 3.
 - For boys' varsity, junior varsity, and frosh, respectively:
 - Divide Column 2, Row 5 by Column 2, Row 8, and place the percentage in Column 3, Row 5.
 - Divide Column 2, Row 6 by Column 2, Row 8, and place the percentage in Column 3, Row 6.
 - Divide Column 2, Row 7 by Column 2, Row 8, and place the percentage in Column 3, Row 7.

Principal's Signature: _____ Date: 4/7/08

**2007-2008
ACTUAL EXPENDITURES - PROGRAM COMPARISON CHART 1
TO INCLUDE BOOSTER CLUB FUNDING**

	equipment and supplies		travel		awards		coaches' salaries (to include supplemental and extended employment; dollar amount required)			facilities improvements			publications (if sport-specific)	
	Expenditures		Expenditures		Expenditures		Expenditures			Expenditures			Expenditures	
	School	Booster	School	Booster	School	Booster	School	# Coaches for all levels / # Teams for all levels	School	Booster	School	Booster	School	Booster
G basketball	1978.00	3000.00	Paid by brd			174.00	14000.00	2	2	16000.00				
B basketball	1350.00	2200.00	Paid by brd			96.00	14000.00	2	2	16000.00				
G softball	980.08	277.00	Paid by brd			96.00	14000.00	2	2					
B baseball	597.98	466.00	Paid by brd			59.00	7000.00	2	2					
G cross country	600.00	253.00	Paid by brd			38.00	2500.00	1	1					
B cross country	600.00	253.00	Paid by brd			38.00	2500.00	1	1					
G golf								0						
B golf								0						
G soccer	3046.00	869.00	Paid by brd			99.00	1050.00	2	2					
B soccer	2232.00	869.00	Paid by brd			125.00	1050.00	2	2					
G swimming								0						
B swimming								0						

1. Total expenditures on T-35 and T-36 on the 2007-2008 year report due by April 15, 2008, should reflect the total monies spent (rounded off to nearest dollar) for the entire school year of 2006-2007 ending June 30, 2007.

2. Booster Club Funding/Contributions must be included in the above expenditures total. (Note: It is illegal for coaches to be paid by Booster Clubs - Reference KHSAA Bylaw 27)

Principal's Signature: _____

Date: 4/7/08

**2007-2008
ACTUAL EXPENDITURES - PROGRAM COMPARISON CHART 2
TO INCLUDE BOOSTER CLUB FUNDING**

	equipment and supplies		travel		awards		coaches' salaries (to include supplemental and extended employment; dollar amount required)		facilities improvements		publications (if sport-specific)	
	Expenditures		Expenditures		Expenditures		Expenditures		Expenditures		Expenditures	
	School	Booster	School	Booster	School	Booster	School	Booster	School	Booster	School	Booster
G track	34.00	1118.00	paid by brd			88.00	5000.00	1	1			
B track	34.00	1118.00	paid by brd			88.00	5000.00	1	1			
G tennis	132.00		paid by brd			30.00	900.00	1	1			
B tennis	132.00		paid by brd			30.00	900.00	0	1			
G volleyball	1097.00	1185.00	paid by brd			66.00	8300.00	2	3	1600.00		
B wrestling	650.00	2000.00	paid by brd			61.00	7000.00	2	1			
G (list sport)												
B football	8832.00	3200.00	paid by brd			13696.00	51000.00	7	3			
G (list sport)					(State)	Champion	Rings					
B (list sport)												

1. Total expenditures on T-35 and T-36 on the 2007-2008 year report due by April 15, 2008, should reflect the total monies spent (rounded off to nearest dollar) for the entire school year of 2006-2007 ending June 30, 2007.

2. Booster Club Funding/Contributions must be included in the above expenditures totals. Indicate percentage of total expenditures for each gender: (If disparities are obvious, list on your Corrective Action Plan (T-60) what action you will take to correct the problem).

Gender	Expenditures	Percentage
Boys	\$ 153536.00	62 %
Girls	\$ 96076.00	38 %
Total:	\$ 249612.00	100%

Principal's Signature:  Date: 4/7/08

**FCHS ATHLETICS
MILEAGE EXPENDITURES
\$2.98/mile
FY 07-08**

	Miles	price/mile		Amount
August	1907	\$2.98		\$ 5682.86
September	1712	\$2.98		\$ 5101.76
October	2099	\$2.98		\$ 6255.02
November	693	\$2.98		\$ 2065.14
December	1188	\$2.98		\$ 3540.24
January	1676	\$2.98		\$ 4994.48
February	1100	\$2.98		\$ 3278.00
March	1309	\$2.98		\$ 3900.82
April	1897	\$2.98		\$ 5653.06
May	1700	\$2.98		\$ 5066.00
June	38	\$2.98		\$ 113.24
Subtotal	15319	\$ 2.98		\$45650.62

Transportation is paid by the Board Office. It is not separated by female and male sports.

2007-2008 KHSAA TITLE IX ATHLETICS AUDIT

KHSAA
Form T41
Rev. 12/07

Checklist - Overall Interscholastic Athletics Program

DIRECTIONS:

For the Areas of Compliance (Opportunities and Benefits) listed on the left hand side of the page, place a checkmark under the appropriate column identifying whether your school provided an advantage to the Girls' Program, or to the Boys' Program or to Neither Program. A review of T-35 and T-36 spending patterns might be helpful in completing this form.

Areas of Compliance:	ADVANTAGE TO:		
	GIRLS' PROGRAM	BOYS' PROGRAM	NEITHER PROGRAM
OPPORTUNITIES			
Accommodation of Interest and Abilities			X
BENEFITS			
Equipment and Supplies			X
Scheduling of Games and Practice Time			X
Travel and Per Diem Allowances			X
Coaching			X
Locker Rooms, Practice and Competitive Facilities			X
Medical and Training Facilities and Services			X
Publicity			X
Support Services			X
Athletic Scholarships			X
Tutoring			X
Housing and Dining Facilities and Services			X
Recruitment of Student Athletes			X

If an advantage is shown, corrective action should be shown on T-60 (Corrective Action Plan).

Principal's Signature: _____

Date: _____

SCHOOL NAME

Fort Campbell

2007-2008


TITLE IX

CORRECTIVE ACTION PLAN

DIRECTIONS:

- For Column 1, indicate the intended area (Opportunities or Benefits) which needs corrective action in order to achieve gender equity. For Column 2, write the suggested change or activities that will correct the area in need of alteration. For Column 3, include the estimated completion date for the changes or activities.
- It is possible to attain compliance with Title IX and no longer need "corrective" action. However, the KHSAA strongly encourages compliant schools to identify items for improvement (Column 1), activities to accomplish the improvement (Column 2) and a timetable for completion (Column 3) that will strengthen the athletic program.
- You may copy this form as needed. Please attach corrective action plans along with audit forms and submit by April 15, 2008.

COLUMN 1	COLUMN 2	COLUMN 3
ITEM FOR CORRECTION/IMPROVEMENT	SUGGESTED CHANGE/ACTIVITIES	TIME TABLE FOR CORRECTIVE ACTION/ AND OR COMPLETION DATE
Practice and competitive facility- track	Re-surface track and paint	Completed July 2006
Soccer goals	Purchase soccer goals at game field	Completed Summer 2007
Sound System boys/girls soccer complex	Purchase and install new sound system	Completed July 2007
Sound System gymnasium	Purchase and install new system	Completed May 2007
Practice and competitive facility/softball field	Lights installed on softball field	Completed in Jan 2007
Gym Floor	Stripe, paint and seal gym floor. Paint to include volleyball lines and coaches box	Completed Winter 2007
Baseball scoreboard	Needs to be Repaired	Spring 2008
Scoreboard at softball facility	Purchase new scoreboard	Summer 2008

Principal's Signature: 

Date: 4/7/08

2007-2008 INTERSCHOLASTIC ATHLETICS STUDENT SURVEY

KHSAA
Form T61
Rev. 12/07

1. Is the School District offering the interscholastic sport(s) you want to play?

191 Yes

16 No, I want to play boxing, x-box, skateboarding, archery, martial arts

50 I am not interested in athletics

2. During the **fall season**, which sport would you like to play?

51 Football

42 Volleyball (Girls)

5 Cross Country (Boys)

8 Cross Country (Girls)

2 Golf (Boys)

4 Golf (Girls)

28 Soccer (Boys)

39 Soccer (Girls)

53 I would not participate

3. During the **winter season**, which sport would you like to play?

44 Basketball (Boys)

23 Basketball (Girls)

9 Swimming & Diving (Boys)

9 Swimming & Diving (Girls)

14 Wrestling (Boys)

38 Indoor Track (Boys)

23 Indoor Track (Girls)

74 I would not participate

4. During the **spring season**, which sport would you like to play?

41 Track (Boys)

36 Track (Girls)

8 Tennis (Boys)

28 Tennis (Girls)

21 Fast Pitch Softball (Girls)

35 Baseball (Boys)

131 I would not participate

5. Do you participate in intramural sports? If yes, which sports(s)?

30 Yes drill team, color guard, basketball, baseball, golf, volleyball, dancing, badminton, skateboarding

166 No

6. Which intramural sports, if any, would you like to see added?

Ping pong, kickboxing, hockey, gymnastics, archery, karate

7. Do you participate in non-school sport activities? If you do, which sport(s)? Motocross, karate, kickboxing, horseback riding, hacky-sack
58 Yes
131 No

8. Are you currently participating in interscholastic athletics during any season?

82 Yes

108 If no, why don't you participate in interscholastic athletics?

18 I prefer other activities such as band, chorus, etc.

48 I don't have time

5 The practice schedules and game times are inconvenient

5 The sport I like isn't offered

3 It's too expensive

12 I prefer to participate in club or intramural sports

36 Working

44 Other Disabled, its no fun, don't have any friends participating

9. Do you have any suggestions to encourage participation?

Make it fun, Make tryouts easier, Make practice times shorter and not everyday, Make sports noncompetitive

10. Which Non-KHSAA championship sport would you like to play?

54 Archery

13 Field Hockey

40 Bowling

4 Gymnastics (Boys)

8 Gymnastics (Girls)

33 Ice Hockey

21 Lacrosse (Boys)

12 Lacrosse (Girls)

26 Rifle

22 Rodeo

9 Slow Pitch Softball

14 Volleyball (Boys)

45 Weightlifting

52 I would not participate

OPTIONAL

Name: _____

Age: _____

Male: _____

Female: _____

(check one)



**2007-2008 INTERSCHOLASTIC
ATHLETICS SURVEY**
Summary of Student Responses

KHSAA
Form T63
Rev. 12/07

School Name: Fort Campbell
 Enrollment
 612 (9-12 Grade): (SHOULD AGREE WITH FORM T-1, COLUMN 1, ROW 3)
 498 Number of 9-11 Grade Students Surveyed:
 96 Number of 8th Grade Students Surveyed:
 Date: March 3, 2008
 Completed By: Rhonda Welliever

Instructions:

1. Summarize the Student Athletics Interest Surveys Form T-61 by listing the total number of responses on the line next to each sport.
2. Under the Other Category please provide a listing of the sports as well as the number of students who are interested in participating.
3. Please sign and date this Summary Form (T-63) and mail this Summary Form only to the KHSAA by April 15, 2008. Do not mail the student surveys (Form T-61). However, these Forms should be maintained in your files in the event they are requested subsequently.

594 Number of Surveys
594 Total Returned (*A minimum of 80% return is expected*)
8-11 Grades Surveyed (*Should be grades 9-11 and 8th grade if school has a feeder system*)

How Was The Survey Administered? Homeroom
 (e.g. was it given in all English classes, or all home rooms, or advisee/advisor?)

KHSAA Sanctioned Fall Sports (*List Total Number of Participation Responses*)

5 Cross Country (Girls)
8 Cross Country (Boys)
51 Football (Boys)
2 Golf (Girls)
5 Golf (Boys)
28 Soccer (Girls)
39 Soccer (Boys)
42 Volleyball (Girls)

Winter Sport (*List Total Number of Participation Responses*)

Form T-63
Rev. 12/07

<u>13</u>	Basketball (Girls)
<u>44</u>	Basketball (Boys)
<u>23</u>	Indoor Track (Girls)
<u>38</u>	Indoor Track (Boys)
<u>9</u>	Swimming & Diving (Girls)
<u>9</u>	Swimming & Diving (Boys)
<u>14</u>	Wrestling (Boys)

Spring Sport (*List Total Number of Participation Responses*)

<u>35</u>	Baseball (Boys)
<u>21</u>	Fast Pitch Softball (Girls)
<u>28</u>	Tennis (Girls)
<u>8</u>	Tennis (Boys)
<u>36</u>	Track (Girls)
<u>41</u>	Track (Boys)

Non-KHSAA Championship Sports (*From Student Survey T-61 Question 10*)

<u>54</u>	Archery
<u>13</u>	Field Hockey
<u>40</u>	Bowling
<u>4</u>	Gymnastics (Boys)
<u>8</u>	Gymnastics (Girls)
<u>33</u>	Ice Hockey
<u>21</u>	Lacrosse (Boys)
<u>12</u>	Lacrosse (Girls)
<u>26</u>	Rifle
<u>22</u>	Rodeo
<u>9</u>	Slow Pitch Softball
<u>14</u>	Volleyball (Boys)
<u>0</u>	Water Polo
<u>45</u>	Weightlifting

Number of Students who participate in Intramural Sports

(*From Student Survey T-61 Question 5*)

<u>Sport</u>	<u>Number</u>
Flag football	3
Basketball	8
Volleyball	8
drill	6
Color guard	5

List Intramural Sports students are interested in adding:

(From Student Survey T-61 Question 6)

<u>Sport</u>	<u>Number</u>
Ping pong	6
Kickboxing	2
Gymnastics	4
Archery	9
karate	12

Participation in Non-School Sports Activities

(From Student Survey T-61 Question 7)

<u>Sport</u>	<u>Number</u>
Motocross	3
Karate	12
Horseback riding	5
Kick boxing	2
Gymnastics	14
Skateboarding	10

Reasons for not participating in interscholastic athletics


(From Survey Question 8)

- 18 I prefer other activities such as band, chorus, etc.
- 48 I don't have time
- 5 The practice schedules and game times are inconvenient
- 5 The sport I like isn't offered
- 3 It's too expensive
- 12 I prefer to participate in club or intramural sports
- 36 Working
- 44 Other:

Student Suggestions to encourage participation

Make it fun, Make tryouts easier, make practice time shorter and not everyday, make the sports

Non-competitive



Principal's Signature

4/7/08

Date